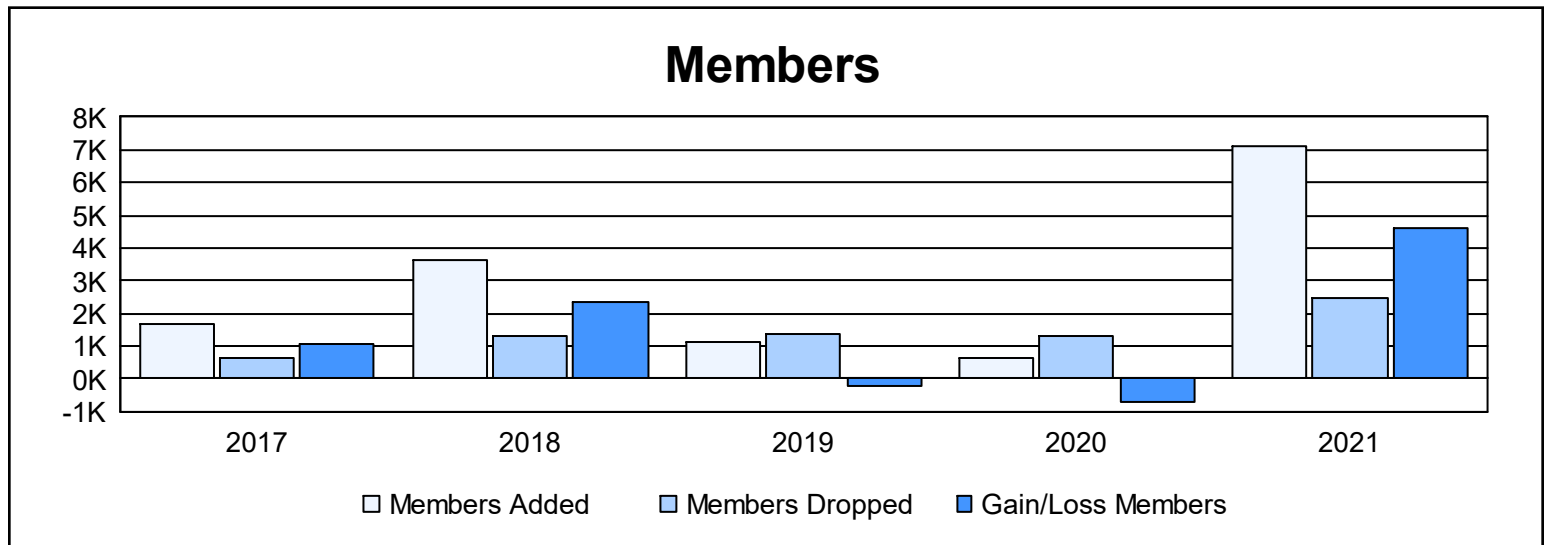
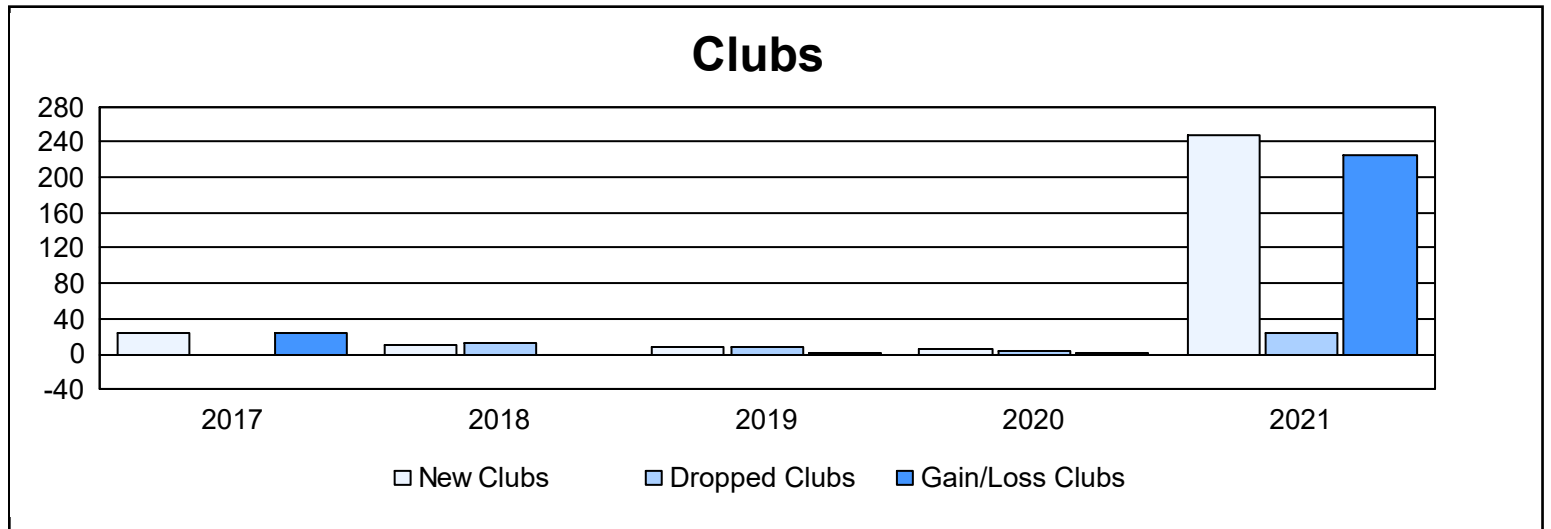
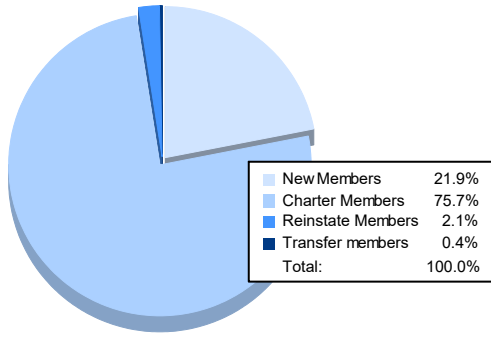


Year	New Clubs	Dropped Clubs	Gain/ Loss Clubs	New Members	Charter Members	Reinstate Members	Transfer Members	Total Member Added	Total Members Dropped	Gain/ Loss Members
2016-2017	23	0	23	1,057	546	44	33	1,680	643	1,037
2017-2018	11	13	-2	3,252	264	93	29	3,638	1,285	2,353
2018-2019	9	7	2	687	330	79	32	1,128	1,365	-237
2019-2020	6	4	2	316	185	131	20	652	1,335	-683
2020-2021	248	23	225	1,557	5,381	148	25	7,111	2,495	4,616
Average	59	9	50	1,374	1,341	99	28	2,842	1,425	1,417



Membership Composition June 2021 Cumulative



Gender Composition June 2021 Cumulative

